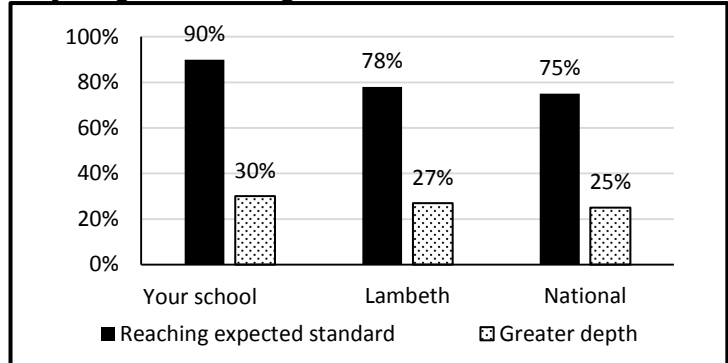


SCHOOL PERFORMANCE -KS1 AT A GLANCE

Key Stage 1 - Reading

	Iqra	Lambeth	National
Not meeting	10%	22%	25%
Reaching expected standard	90%	78%	75%
Greater depth	30%	27%	25%

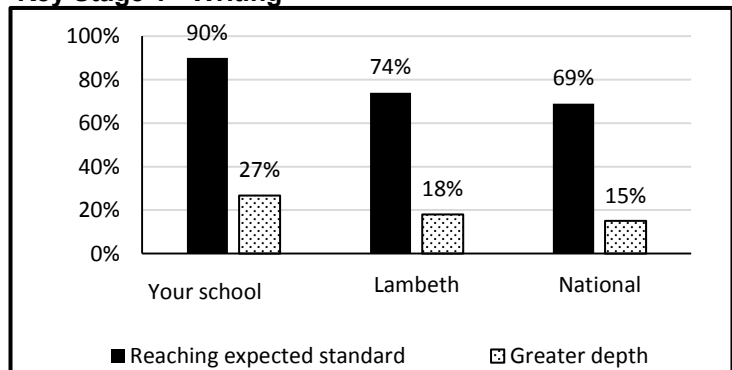
Key Stage 1 - Reading



Key Stage 1 - Writing

	Iqra	Lambeth	National
Not meeting	10%	26%	31%
Reaching expected standard	90%	74%	69%
Greater depth	27%	18%	15%

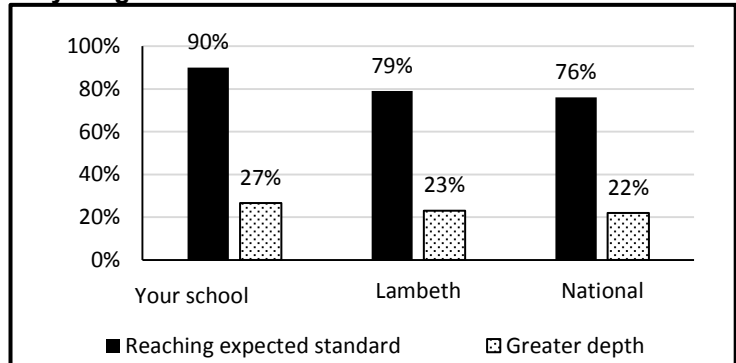
Key Stage 1 - Writing



Key Stage 1 - Maths

	Iqra	Lambeth	National
Not meeting	10%	21%	24%
Reaching expected standard	90%	79%	76%
Greater depth	27%	23%	22%

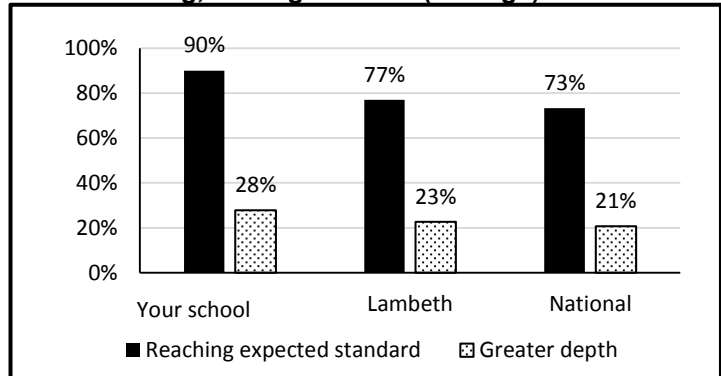
Key Stage 1 - Maths



KS1 - Reading, Writing & Maths (average)

	Iqra	Lambeth	National
Not meeting	10%	23%	27%
Reaching expected standard	90%	77%	73%
Greater depth	28%	23%	21%

KS1 - Reading, Writing & Maths (average)



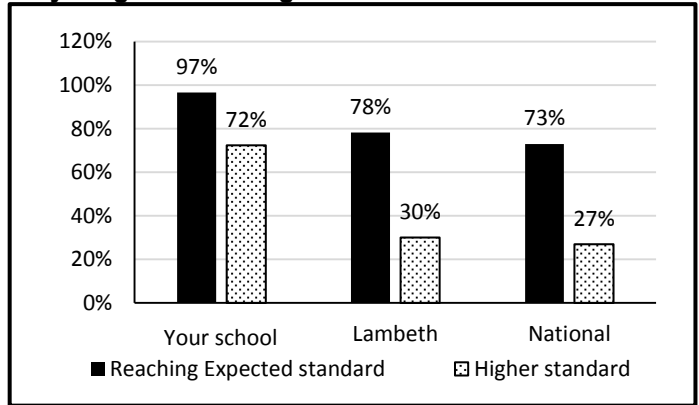
SCHOOL PERFORMANCE

Key Stage 2 Performance - At a glance

Key Stage 2 - Reading

	Iqra	Lambeth	National
Working below	3%	22%	27%
Reaching Expected standard	97%	78%	73%
Higher standard	72%	30%	27%
Scaled Score	111	106	104

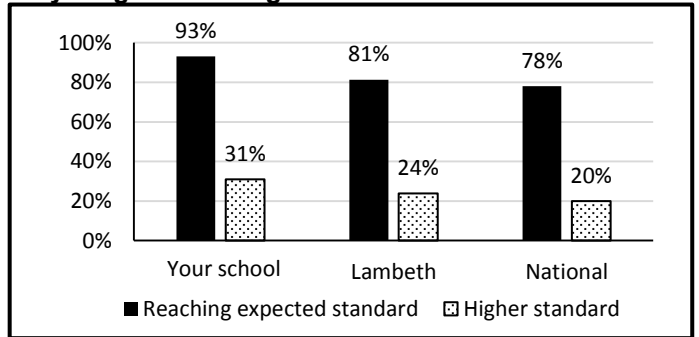
Key Stage 2 - Reading



Key Stage 2 - Writing

	Iqra	Lambeth	National
Working below	7%	19%	22%
Reaching expected standard	93%	81%	78%
Higher standard	31%	24%	20%

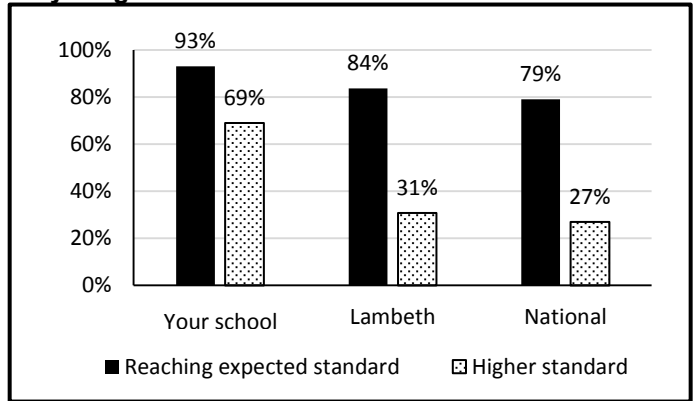
Key Stage 2 - Writing



Key Stage 2 - Maths

	Iqra	Lambeth	National
Working below	7%	16%	21%
Reaching expected standard	93%	84%	79%
Higher standard	69%	31%	27%
Scaled Score	110	106	105

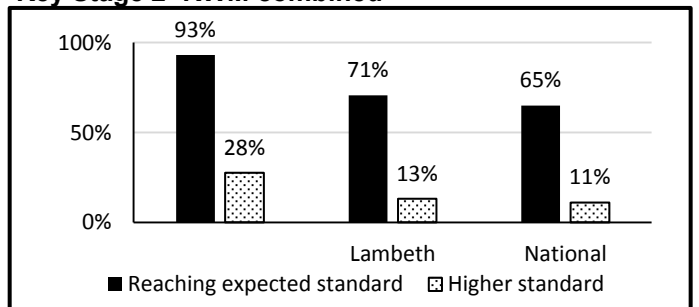
Key Stage 2 - Maths



Key Stage 2- RWM combined

	Iqra	Lambeth	National
Not meeting	7%	29%	35%
Reaching expected standard	93%	71%	65%
Higher standard	28%	13%	11%

Key Stage 2- RWM combined



Your school